

Weekly Recycled Plastics Report

The most accurate, reliable benchmark pricing for recycled plastics



The recycled plastics market is heating up, and PetroChem Wire's **Weekly Recycled Plastics Report** keeps you in the know. The four-page report features reliable weekly prices for more than 60 pellet, flake and scrap plastics including polyethylene, polypropylene, polystyrene, PET and nylon.

The Weekly Recycled Plastics Report also offers:

- Listings of confirmed transactions for recycled and scrap plastics.
- Pellet/Flake and scrap market summaries detailing trading activity and conditions affecting price and supply.

- HDPE prices in the Los Angeles/Long Beach market.
- Spot prime PET prices as well as pellet/flake and scrap PET.
- Special weekly section devoted to PET news and market developments.
- Price charts from our extensive database that show market trends for products on the move.

Data licenses are also available for more than four years of price history, available in spreadsheet form or as an XML data feed.

PRODUCTS WE COVER

- HDPE: including 19 grades of HMW, frac melt and inj-- (repro and regrind)
- LDPE: film (repro and regrind)
- LD/LLDPE: film (repro only)
- HoPP, CoPP: (repro and regrind)
- GPPS, HIPS: (repro and regrind)
- PET: FDA (repro)
- PET: fiber, filament and staple; food and bottle grades (regrind)
- Nylon 6 and 66 (repro and regrind)

Weekly Recycled Plastics Report

REPRO (pellet) FOB USEC \$/lb

Resin/Grade	Price	Mean Change
HDPE HMW Film - Natural	0.510-0.540	0.000
HDPE HMW Film - Black	0.480-0.510	0.000
HDPE HMW Drums	0.530-0.540	-0.010
HDPE PC Frac-melt Homopolymer (dairy)	0.680-0.700	-0.035
HDPE PC Frac-melt Copolymer Black	0.530-0.540	0.010
HDPE PC Frac-melt Copolymer MC	0.520-0.540	0.010
HDPE PI Frac-melt Copolymer Black	0.500-0.510	-0.010
HDPE PI Frac-melt Copolymer MC	0.490-0.500	-0.010
HDPE Injection-crate MC	0.480-0.500	-0.010
LDPE Film MC	0.410-0.420	0.000
LLDPE MC	0.440-0.450	0.000
HoPP - Injection Black	0.380-0.390	0.000
HoPP - Injection MC	0.380-0.390	0.000
CoPP - Injection Black	0.380-0.390	0.000
GPPS Clear	0.460-0.500	-0.010
GPPS - White	0.460-0.500	-0.010
GPPS Black	0.460-0.500	-0.010
HIPS - White	0.680-0.700	-0.035
HIPS - Black	0.650-0.670	-0.035
PET FDA-Sanctioned Clear	0.710-0.730	-0.010
PET FDA-Sanctioned Green	0.490-0.510	-0.010
Nylon 66 Post-Industrial - Black	0.830-0.850	-0.010
Nylon 6 Post-Industrial - Black	0.730-0.750	-0.010

REGRIND (flake) FOB USEC \$/lb

Resin/Grade	Price	Mean Change
HDPE HMW Film - Natural	0.430-0.450	0.000
HDPE HMW Film MC	0.370-0.390	0.000
HDPE HMW Drums	0.380-0.390	-0.125
HDPE PC Frac-melt Homopolymer (dairy)	0.510-0.530	0.000
HDPE PI Frac-melt Copolymer Black	0.380-0.390	-0.010
HDPE PI Frac-melt Copolymer MC	0.370-0.380	-0.010
Injection-crate - Black	0.390-0.410	-0.045
Injection-crate MC	0.380-0.400	-0.045
Injection-crate - Natural	0.390-0.410	0.000
Injection-crate MC	0.360-0.380	0.000
Injection-crate - Natural	0.400-0.410	0.010
Injection-crate MC	0.390-0.400	0.015
Injection-crate - Natural	0.380-0.400	0.020
Injection-crate MC	0.310-0.340	-0.010
Injection-crate - Natural	0.300-0.330	-0.010
Injection-crate MC	0.260-0.290	-0.010
Injection-crate - Natural	0.460-0.500	-0.010
Injection-crate MC	0.410-0.450	-0.010
Injection-crate - Natural	0.490-0.510	-0.010
Injection-crate MC	0.470-0.490	-0.010
Injection-crate - Natural	0.370-0.380	-0.010
Injection-crate MC	0.270-0.310	-0.010
Injection-crate - Natural	0.420-0.430	0.000
Injection-crate MC	0.320-0.330	0.000
Nylon 66 Post-Industrial Unfilled - Black	0.420-0.440	-0.010
Nylon 66 Post-Industrial Unfilled - MC	0.400-0.410	-0.010
Nylon 6 Post-Industrial Unfilled - Black	0.260-0.270	-0.010
Nylon 6 Post-Industrial Unfilled - MC	0.240-0.250	-0.010

Prices are reported for different colors and end-uses.

Weekly assessments are FOB US East Coast for product packaged in boxes and delivered in truck. HDPE assessments also available for Los Angeles/Long Beach

REPRO (pellet) FOB LA/Long Beach \$/lb

HDPE Repro, PC Gray & Natural, 50/50	0.530-0.550	-0.085
HDPE Repro, PC Natural	0.570-0.590	-0.090

Prices are in \$/lb, for minimum truckload quantities, originating from the US East Coast. Prices reflect confirmed deals, bids and offers to the market-at-large. PC designates post-consumer resin; PI, post-industrial.

WHO WE ARE

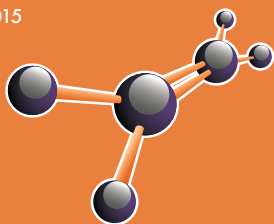
Kathy Hall – Executive Editor
 Pat Whalen – Managing Editor
 Robert Sharp – Managing Editor
 David Barry – Senior Editor
 Donna Todd – Senior Editor
 Xavier Cronin – Editor-at-Large
 Janet Link – Product Manager
 Samantha Hartke – Product Manager

Cindy Bryan – Sales Director
 Joe Link – Operations Director

CONTACT

Call or write today for more information:
 +1 281 893-3433
 info@petrochemwire.com

www.petrochemwire.com



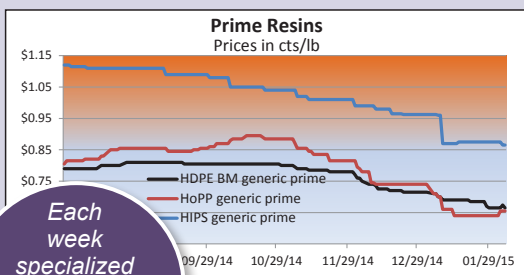
3 WAYS TO RECEIVE THE WEEKLY RECYCLED PLASTICS REPORT:

- Receive our weekly report e-mail newsletter, including prices, graphs and commentary.
- Get the prices and commentary via Bloomberg and create graphs and technical analysis of the price data. Four years of price history available.
- Purchase a data feed and price history directly from PetroChem Wire.

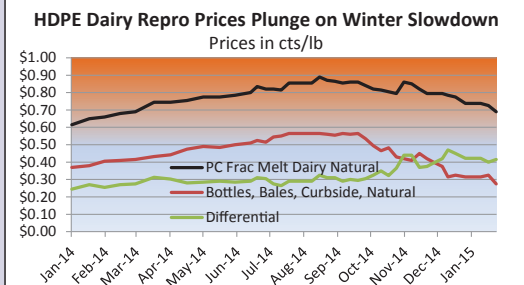
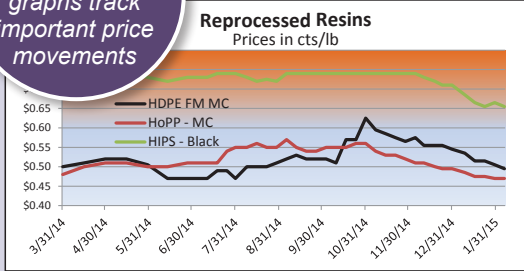
PETROCHEM WIRE PUBLICATIONS AND SERVICES

- Daily PetroChem Wire
- PCW Midday Update
- Daily Refinery Focus
- Daily Global Benzene Report
- NGLs Week
- Weekly PVC & Pipe Report
- Weekly Recycled Plastics Report
- PCW Monthly Spot Summaries
- Historical price series
- Ethane, Ethylene, Propylene print/electronic system maps

REGISTER FOR A FREE TRIAL



Each week specialized graphs track important price movements



HDPE Dairy repro prices fell 2-5 cpp this week to 68-70 cpp FOB southern US on rising supply and falling consumption due to winter-time delivery, pickup and processing slowdowns. Pellet prices are down 8.5 cpp or 11% from the start of 2015. HDPE dairy scrap bale prices at 25-30 FOB East Coast are also down, in this case by at least 5 cpp or about 15% from the very beginning of 2015.

Confirmed Transactions

Domestic - February Delivery

rPET Regrind, clear bottles FDA, 64 cpp FOB Midwest, end-February.

rPET Regrind, clear IV bottles, 74-80 cpp, max 10 ppm metal, 20 ppm PVC, 60 cpp FOB East Coast, end-February.

rPET Regrind, food-grade sheet, 57 cpp FOB East Coast, end-February.

Prime PET, 74 cpp delivered railcar Midwest, end-February/early March.

rPET Regrind, clear bottles FDA, 77 cpp FOB East Coast, end-February.

rPET Regrind, clear bottles FDA, 77 cpp FOB East Coast, end-February.

rPET Regrind, clear bottles FDA, 77 cpp FOB East Coast, end-February.

rPET Regrind, clear bottles FDA, 77 cpp FOB East Coast, end-February.

rPET Regrind, clear bottles FDA, 77 cpp FOB East Coast, end-February.

rPET Regrind, clear bottles FDA, 77 cpp FOB East Coast, end-February.

rPET Regrind, clear bottles FDA, 77 cpp FOB East Coast, end-February.

rPET Regrind, clear bottles FDA, 77 cpp FOB East Coast, end-February.

rPET Regrind, clear bottles FDA, 77 cpp FOB East Coast, end-February.

rPET Regrind, clear bottles FDA, 77 cpp FOB East Coast, end-February.

rPET Regrind, clear bottles FDA, 77 cpp FOB East Coast, end-February.

rPET Regrind, clear bottles FDA, 77 cpp FOB East Coast, end-February.

rPET Regrind, clear bottles FDA, 77 cpp FOB East Coast, end-February.

rPET Regrind, clear bottles FDA, 77 cpp FOB East Coast, end-February.

rPET Regrind, clear bottles FDA, 77 cpp FOB East Coast, end-February.

rPET Regrind, clear bottles FDA, 77 cpp FOB East Coast, end-February.

rPET Regrind, clear bottles FDA, 77 cpp FOB East Coast, end-February.

rPET Regrind, clear bottles FDA, 77 cpp FOB East Coast, end-February.

rPET Regrind, clear bottles FDA, 77 cpp FOB East Coast, end-February.

Extensive list of confirmed deals for scrap and recycled plastics.

HDPE scrap bales, curbside bottles natural, 41 cpp FOB, early March.

PP/PE Bottle Caps, bales, 16 cpp FOB East Coast, end-February.

PP/PE Bottle Caps, bales, 16 cpp FOB East Coast, end-February.

PP/PE Bottle Caps, bales, 16 cpp FOB East Coast, end-February.

PP/PE Bottle Caps, bales, 16 cpp FOB East Coast, end-February.

PP/PE Bottle Caps, bales, 16 cpp FOB East Coast, end-February.

PP/PE Bottle Caps, bales, 16 cpp FOB East Coast, end-February.

PP/PE Bottle Caps, bales, 16 cpp FOB East Coast, end-February.

PP/PE Bottle Caps, bales, 16 cpp FOB East Coast, end-February.

NEWS IN BRIEF

Repro/Regrind Resins

HDPE pellet prices rose in early February as prices for bales and virgin PE continued to strengthen. HDPE frac melt dairy natural rose 2 cpp on the low end to 59 cpp with high sales steady at 64 cpp. HDPE HMW mixed color repro sold as high as 60 cpp in the second week of February, up from January sales of 52-53 cpp. On regrind, HDPE HMW MC regrind rose 3 cpp to 50-52 cpp as pellet producers bought at this level. HDPE frac melt copolymer MC regrind sold at 42-43 cpp in the mid-New York state area, up 3-4 cpp from January, a price consistent with sales at East Coast origins. The Chinese New Year reduced US HDPE regrind exports to China in early February, but they are expected to pick up in coming weeks.

CoPP and HoPP repro prices were pressured higher in early February as producers of prime material raised PP prices 6 cpp for February. This follows price increases for prime PP in January of 10 cpp for the first week. PET pellet sold at 60 cpp FOB in the second week of February. A high-volume seller of CoPP bales fetched nearly 70 cpp, delivered, for some buyers. HoPP MC prices followed pellet higher. HoPP MC prices rose from 37-39 cpp in January.

HIPS and GPPS pellet prices are

repro sold in the second week of February. HIPS and GPPS regrind prices were also on lower prices as sellers look to close out the year. The high sales price for January was 43 cpp.

rPET FDA clear pellet prices rose

on the same factor that moved prices. PET bales and prime material. PET producers, have risen 1.5 to 3 cpp in February. rPET green FDA pellet is seen as a 3-4 cpp in February over January and rPET market share. rPET green FDA pellet is seen as a 3-4 cpp in February over January and rPET market share. rPET green FDA pellet is seen as a 3-4 cpp in February over January and rPET market share.

Prime Grade Resins

Generic spot HDPE blow mold was stable at 64.5 cpp in the first half of February. Spot HoPP continued to rise from 83.5 cpp on February 1 to 85 cpp mid-month. Generic prime HIPS declined from 103.5 cpp on February 1 to 101.5 cpp mid-month.

Upstream Monomers

Spot ethylene prices dropped from 64 cpp on February 1 to 61.75 cpp in mid-February. Spot polymer grade propylene fell from 75.5 cpp to around 67.5 cpp. Benzene declined 10 cpg (about 1.4 cpp) to 465 cpg (63.4 cpp) from February 1 to the middle of the month.

SCRAP FOB US East Coast \$/lb

Resin/Grade	Price	Mean Change
HDPE Bottles Natural Bales From Curbside	0.250-0.300	-0.050
HDPE Bottles MC Bales From Curbside	0.180-0.200	-0.015
LDPE Film Grade A Bales, No Color (NY/NJ)	0.210-0.220	-0.010
PET Bottles MC Bales Curbside	0.130-0.140	0.005
PET Bottles MC Bales Curbside (LA/LB)	0.190-0.200	0.000
PET Strapping, Bales, Green	0.070-0.080	0.000
Nylon 66 Fiber, Bales, Natural	0.770-0.790	-0.010
Nylon 6 Fiber, Bales, Natural	0.540-0.570	-0.010
Nylon 6 Fiber, Bales, Carpet, 5-10% ash PC	0.100-0.110	-0.010
Nylon 6 Fiber Bales, Carpet, 10-15% ash PC	0.070-0.080	-0.010

Scrap prices for HDPE, LDPE, PET and Nylon

Product	Date	LowPrice	HighPrice
PET Food-grade Sheet	2/6/15	0.47	0.49
PET Food-grade Sheet	1/30/15	0.48	0.5
PET Food-grade Sheet	1/23/15	0.49	0.5
PET Food-grade Sheet	1/16/15	0.5	0.52
PET Food-grade Sheet	1/9/15	0.52	0.53
PET Food-grade Sheet	12/31/14	0.52	0.52
PET Food-grade Sheet	12/24/14	0.52	0.52
PET Food-grade Sheet	12/19/14	0.53	0.53
PET Food-grade Sheet	12/11/14	0.53	0.53
PET Food-grade Sheet	12/5/14	0.54	0.54
PET Food-grade Sheet	11/28/14	0.54	0.54
PET Food-grade Sheet	11/21/14	0.56	0.56
PET Food-grade Sheet	11/14/14	0.57	0.57
PET Food-grade Sheet	11/7/14	0.57	0.57
PET Food-grade Sheet	10/31/14	0.58	0.58
PET Food-grade Sheet	10/24/14	0.58	0.6
PET Food-grade Sheet	10/17/14	0.58	0.6
PET Food-grade Sheet	10/10/14	0.58	0.6
PET Food-grade Sheet	10/3/14	0.55	0.58
PET Food-grade Sheet	9/26/14	0.55	0.58
PET Food-grade Sheet	9/19/14	0.55	0.58
PET Food-grade Sheet	9/12/14	0.55	0.58
PET Food-grade Sheet	9/5/14	0.55	0.58

Historical data available in spreadsheet format